


NEWS RELEASE



MEDIA INQUIRIES:

Lorne Bozinoff, President
lbozinoff@forumresearch.com
416.960.9603

TORONTO

May 28th, 2014

HIGHLIGHTS:

- Exactly equal proportions, just more than a third, will vote for the Liberals or the PCs in the upcoming provincial election (36%).
- If these results are projected up to seats in a 107 seat Legislature, the Liberals would take a 5 seat minority of 50, to 42 for the PCs and 15 for the New Democrats.
- Kathleen Wynne has the approval of one third (34%), down from close to 4-in-10 last week (38%).
- Three-in-ten think Kathleen Wynne makes the best Premier (31%), down from a third last week (34%).

FOR IMMEDIATE RELEASE

Liberals, PCs all tied up in Ontario

Liberal minority seen

TORONTO MAY 28th, 2014 - In a random sampling of public opinion taken by the Forum Poll™ among 882 Ontario voters, exactly equal proportions, just more than a third, will vote for the Liberals or the PCs in the upcoming provincial election (36%). This represents a decline for the Liberals since the last time we polled (May 20, Liberals - 41%, PCs - 34%). The NDP will take one fifth of the vote (20%) and this has not changed since last week. Close to one tenth will vote Green (7%), but very few will vote for other parties (1%). The Liberal vote is especially high among Boomers (55 to 64 - 41%), females (39%), high income groups (\$80K to \$100K - 45%, \$100K to \$250K - 41%), in the Toronto 416 area code (49%) and in the north (41%). The PC vote is especially common to the oldest (45%), males (45%), mid income groups (\$60K to \$80K - 49%) and in eastern Ontario (47%). The NDP vote is characteristic of younger groups (under 35 - 25%, 35 to 44 - 26%), females (24%), the least wealthy (30%), and in southwestern Ontario (29%). Of note, 3-in-10 past New Democrats will vote Liberal this time (29%), as will one tenth of past PC voters (11%).

Liberal minority seen

If these results are projected up to seats in a 107 seat Legislature, the Liberals would take a 5 seat minority of 50, to 42 for the PCs and 15 for the New Democrats. This represents a significant drop in projected seats for the Liberals (from 63 last week) and a commensurate increase in seats for the PCs (from 31).

Wynne's favourables slip

Kathleen Wynne has the approval of one third (34%), down from close to 4-in-10 last week (38%). Her net favourable rating (approve minus disapprove) is -20, well down from -8 previously. Andrea Horwath has the approval of one third as well (34%), and her net is a similar -14, down from -5 last week. Tim Hudak has seen his approval inch up to more than a quarter now (27%), from a quarter last week (25%) and less than that previously (May 12 - 23%). His net, however, is a dismal -36, similar to last week's -34.

Wynne slips as best Premier

Three-in-ten think Kathleen Wynne makes the best Premier (31%), down from a third last week (34%). Well more than a quarter see Tim Hudak in this role (28%, up from 22% last week). Andrea Horwath trails at just one fifth (18%), while one fifth think none of these would do the job well (18%).

180 Bloor Street W., #1400
Toronto, ON M5S 2V6
T 416.960.9600
F 416.960.9602

NEWS RELEASE



MEDIA INQUIRIES:

Lorne Bozinoff, President
lbozinoff@forumresearch.com
416.960.9603

TORONTO
May 28th, 2014

HIGHLIGHTS:

- In a testing of attributes important to voters, one third see the PCs as best at promoting jobs and growth (33%), compared to 3-in-10 who pick the Liberals (31%), Fewer think the NDP will be good at this (19%).
- When asked directly, the plurality prefer the NDP plan to raise corporate taxes from 11.5% to 12.5% (46%) to the PC plan to reduce corporate taxes to 8% (34%).
- Fully 7-in-10 approves of the NDP family caregiver tax credit (70%).
- More than 4-in-10 said the one quality they most valued in a candidate is honesty (42%), followed by competence (34%).

PCs lead on jobs/growth, battling corruption; tied on transit

In a testing of attributes important to voters, one third see the PCs as best at promoting jobs and growth (33%), compared to 3-in-10 who pick the Liberals (31%), Fewer think the NDP will be good at this (19%). Three-in-ten think the PCs are best able to handle government corruption (29%), and just fewer think the NDP would be best (24%). Fewer think the Liberals can police this issue (15%). On transit and transportation infrastructure, Liberals (26%) and PCs (27%) are equally likely to be preferred, while the NDP is not (14%).

NDP platform well-liked, PCs' too; Liberals', not so much

When asked directly, the plurality prefer the NDP plan to raise corporate taxes from 11.5% to 12.5% (46%) to the PC plan to reduce corporate taxes to 8% (34%). One fifth opts for neither course (17%). Fully 7-in-10 approves of the NDP family caregiver tax credit (70%), and this proposal is popular with the majority of all party supporters (PCs - 56%, Liberals - 71%, NDP - 90%). One half approve of the NDP promise of a cabinet-level Minister of Savings (51%), while one third disapprove (35%). Disapproval is common to PCs (42%) and Liberals (41%), but also to New Democrats (19%). One half agrees with the PC plan to hold a judicial enquiry into the gas plants controversy (50%), and more than a third disapprove (37%). The PC admission that class sizes will grow is disapproved of by two thirds (64%), including 3-in-10 PC supporters (29%). More than half approve of the PC plan to cut cabinet to 16 ministers (55%), and this is relatively popular with Liberals (37%) and New Democrats (43%) as well as PC voters (90%). Just one half approve of the proposed Ontario Retirement Pension Plan (ORPP - 49%), and just fewer disapprove (41%). It is popular among Liberals (80%) and New Democrats (50%), but not PC supporters (17%). There is an even split on the proposed Liberal plan to spend \$29 billion on transit and transportation infrastructure (45% approve, 44% disapprove), and this promise is most popular among Liberals (77%) and in Toronto 416 area code (68%).

Honesty and competence valued most in a candidate

More than 4-in-10 said the one quality they most valued in a candidate is honesty (42%), followed by competence (34%). While one tenth value loyalty to the constituent (11%), no other quality breaks one tenth. PC supporters are slightly more likely to value honesty (47%) and loyalty to constituents (15%) than others, while Liberals value competence above other qualities (46%, compared to 31% for honesty). New Democrats are especially likely to value honesty (54%) and less likely than others to value competence (22%).

180 Bloor Street W., #1400
Toronto, ON M5S 2V6
T 416.960.9600
F 416.960.9602

NEWS RELEASE



New Democrats most interested in keeping PCs out of power, not Liberals

One quarter, or the plurality, say the most important attribute in voting for a party is being able to defeat the PCs (25%), followed by about one fifth who opt for promoting transparency and ethics in government (20%) or promoting low taxes and deficit reduction (18%). One seventh say the most important aspect is being able to defeat the Liberals (15%). Among PC supporters, the most important party attributes, cited by more than a third each, are defeating the Liberals (37%) and pushing low taxes and deficit reduction (34%), followed by transparency and ethics (18%). Among Liberals, the most important party attributes are keeping the PCs out of power (49%), followed distantly by transparency and ethics (19%). Among New Democrats, keeping the PCs out of power (37%) is much more important than defeating the Liberals (11%). Transparency and ethics (17%) and low taxes (12%) are also valued.

"This was always a very close race between the two leading parties, and we've just seen it get closer still. It is interesting to note that New Democratic partisans are much more likely to fear the PCs winning than the Liberals holding on to power, which well they might, given Tim Hudak's antipathy to organized labour, It's also clear that the Liberals need to continue to leverage this fear by emphasizing PC policies like increasing class sizes and laying off public servants. The PCs, on the other hand, can use the popular concern with government corruption to their advantage. This is something Andrea Horwath has been doing recently, it appears with some success," said Forum Research President, Dr. Lorne Bozinoff.

Lorne Bozinoff, Ph.D. is the president and founder of Forum Research. He can be reached at lbozinoff@forumresearch.com or at (416) 960-9603.

MEDIA INQUIRIES:

Lorne Bozinoff, President
lbozinoff@forumresearch.com
416.960.9603

TORONTO
May 28th, 2014

HIGHLIGHTS:

- One quarter, or the plurality, say the most important attribute in voting for a party is being able to defeat the PCs (25%).
- "This was always a very close race between the two leading parties, and we've just seen it get closer still. It is interesting to note that New Democratic partisans are much more likely to fear the PCs winning than the Liberals holding on to power, which well they might, given Tim Hudak's antipathy to organized labour, It's also clear that the Liberals need to continue to leverage this fear by emphasizing PC policies like increasing class sizes and laying off public servants. The PCs, on the other hand, can use the popular concern with government corruption to their advantage. This is something Andrea Horwath has been doing recently, it appears with some success," said Forum Research President, Dr. Lorne Bozinoff.

180 Bloor Street W., #1400
Toronto, ON M5S 2V6
T 416.960.9600
F 416.960.9602

NEWS RELEASE



MEDIA INQUIRIES:

Lorne Bozinoff, President
lbozinoff@forumresearch.com
416.960.9603

TORONTO

May 28th, 2014

Methodology

The Forum Poll™ was conducted by Forum Research with the results based on an interactive voice response telephone survey of 882 randomly selected Ontarians 18 years of age and older. The poll was conducted on May 27th, 2014.

Results based on the total sample are considered accurate +/- 3%, 19 times out of 20. Subsample results will be less accurate. Margins of error for subsample (such as age, gender) results are available at www.forumresearch.com/samplestim.asp

Where appropriate, the data has been statistically weighted by age, region, and other variables to ensure that the sample reflects the actual population according to the latest Census data.

This research is not necessarily predictive of future outcomes, but rather, captures opinion at one point in time. Actual results will depend on the parties' success at getting their voters out. Forum Research conducted this poll as a public service and to demonstrate our survey research capabilities. Forum houses its poll results in the Data Library of the Department of Political Science at the University of Toronto.

With offices across Canada and around the world, 100% Canadian-owned Forum Research is one of the country's leading survey research firms. This Forum Poll™ and other polls may be found at Forum's poll archive at www.forumresearch.com/polls.asp

180 Bloor Street W., #1400
Toronto, ON M5S 2V6
T 416.960.9600
F 416.960.9602

NEWS RELEASE



FORUM RESEARCH INC.

MEDIA INQUIRIES:

Lorne Bozinoff, President
 lbozinoff@forumresearch.com
 416.960.9603

Provincial Election Voting Preference Trending

[Decided / Leaning]


%	Sample	Con	Lib	NDP	Green	Other
May 27 th , 2014	882	36	36	20	7	1
May 20 th , 2014	1136	34	41	20	4	1
May 12 th , 2014	996	35	38	21	5	1
May 2-3 rd , 2014	1845	38	33	22	6	1
April 7 th , 2014	928	38	31	23	7	1
Mar 24 th , 2014	908	32	35	25	7	1
Feb. 25 th , 2014	1014	35	32	26	6	1
Jan. 24-25 th , 2014	1222	36	33	26	4	1
Dec. 17-18 th , 2013	1044	38	31	24	5	1
Nov. 26 th , 2013	1126	38	32	23	6	1
Oct. 25 th , 2013	1049	34	31	27	7	1
Oct. 2 nd , 2013	1093	36	33	23	7	1
Aug 29 th , 2013	1019	35	32	26	6	1
Jul 22 nd , 2013	861	36	31	27	5	1
Jun 26 th , 2013	977	35	33	24	8	1
May 28 th , 2013	881	34	38	21	6	0
May 3 rd , 2013	832	35	35	25	4	1
April 26 th , 2013	1133	36	36	24	4	1
Mar 26 th to 27 th 2013	1156	35	32	26	5	1
Feb. 26 th to Mar 1 st , 2013	2773	32	32	29	5	1
Feb. 20 th , 2013	1053	36	29	28	5	1
Jan. 23 to 24 th , 2013	1052	32	27	35	5	1
Dec. 17 th , 2012	925	33	27	31	8	1
Nov. 27 th to 28 th , 2012	1064	35	29	27	8	1
Oct. 30 th to 31 st , 2012	1047	37	22	32	7	1
Sep. 25 th , 2012	796	37	20	35	7	1
Aug 15 th , 2012	965	38	27	28	6	1
Jun 15 th , 2012	1047	38	26	30	5	1
Jun 4 th , 2012	986	36	28	30	4	1
May 14 th , 2012	1001	34	27	32	5	1
Apr 17 th , 2012	1021	34	28	31	5	1
Mar 28 th , 2012	1047	34	30	30	5	1
Mar 13 th , 2012	995	40	28	23	8	1
Feb. 15 th , 2012	1127	36	32	26	5	1
Jan. 18 th , 2012	986	41	33	20	4	1
Popular Vote – October 6 th , 2011 Provincial Election Results	-	35	38	23	3	1

TORONTO

May 28th, 2014

180 Bloor Street W., #1400
 Toronto, ON M5S 2V6
 T 416.960.9600
 F 416.960.9602

NEWS RELEASE



MEDIA INQUIRIES:

Lorne Bozinoff, President
 lbozinoff@forumresearch.com
 416.960.9603

TORONTO
May 28th, 2014

Overall Seat Distribution

%	Con	Lib	NDP
May 27 th , 2014	42	50	15
May 20 th , 2014	31	63	13
May 12 th , 2014	26	68	13
May 2-3 rd , 2014	45	49	13
April 7 th , 2014	49	45	13
Mar 24 th , 2014	29	66	12
Feb. 25 th , 2014	48	42	17
Jan. 24-25 th , 2014	47	46	14
Dec. 17-18 th , 2013	43	51	13
Nov. 26 th , 2013	47	44	16
Oct. 25 th , 2013	41	48	18
Oct. 2 nd , 2013	47	44	16
Aug 29 th , 2013	36	53	18
Jul 22 nd , 2013	45	46	16
Jun 26 th , 2013	42	54	11
May 28 th , 2013	37	60	10
May 3 rd , 2013	36	59	12
April 26 th , 2013	38	59	10
Mar 26 th to 27 th , 2013	43	50	14
Feb. 26 th to Mar 1 st , 2013	36	53	18
Feb. 20 th , 2013	52	39	16
Jan. 23 to 24 th , 2013	40	40	27
Dec. 17 th , 2012	44	38	25
Nov. 27 th to 28 th , 2012	47	41	19
Oct. 30 th to 31 st , 2012	58	26	23
Sep. 25 th , 2012	60	23	24
Aug 15 th , 2012	55	33	19
Jun 15 th , 2012	58	30	19
Jun 4 th , 2012	52	37	18
May 14 th , 2012	48	37	22
Apr 17 th , 2012	41	43	23
Mar 28 th , 2012	48	44	15
Mar 13 th , 2012	57	33	17
Feb. 15 th , 2012	51	48	8
Jan. 18 th , 2012	56	38	13
Popular Vote – October 6 th , 2011 Provincial Election Results	37	53	17

180 Bloor Street W., #1400
 Toronto, ON M5S 2V6
 T 416.960.9600
 F 416.960.9602

NEWS RELEASE



FORUM RESEARCH INC.

MEDIA INQUIRIES:

Lorne Bozinoff, President
 lbozinoff@forumresearch.com
 416.960.9603

Ontario Provincial Party Leader Approval Rating Trending (% Approve)

[All Respondents]

%	Sample	Wynne	Hudak	Horwath
May 27 th , 2014	882	34	27	34
May 20 th , 2014	1136	38	25	35
May 12 th , 2014	996	38	23	35
May 2-3 rd , 2014	1845	34	26	36
April 7 th , 2014	928	34	27	40
Mar 24 th , 2014	908	34	23	38
Feb. 25 th , 2014	1014	32	24	40
Jan. 24-25 th , 2014	1222	40	21	40
Dec. 17-18 th , 2013	1044	35	28	41
Nov. 26 th , 2013	1126	35	26	44
Oct. 25 th , 2013	1049	33	26	46
Oct. 2 nd , 2013	1093	39	25	41
Aug 29 th , 2013	1063	36	24	50
Jul 22 nd , 2013	914	35	27	43
Jun 26 th , 2013	1037	37	26	43
May 28 th , 2013	918	41	26	43
May 3 rd , 2013	869	42	27	49
April 26 th , 2013	1133	38	27	43
Mar 26 th to 27 th 2013	1156	40	27	44
Feb. 26 th to Mar 1 st , 2013	2773	34	24	44
Feb. 20 th , 2013	1053	36	27	49

TORONTO

May 28th, 2014

Best Premier - Trending

[All Respondents]

%	Sample	Wynne	Hudak	Horwath	None	Don't Know
May 27 th , 2014	882	31	28	18	18	5
May 20 th , 2014	1136	34	22	17	17	10
May 12 th , 2014	996	32	22	15	22	8
May 2-3 rd , 2014	1845	28	22	15	22	13
April 7 th , 2014	928	26	24	15	20	15
Feb. 25 th , 2014	1014	25	20	19	21	14
Dec. 17-18 th , 2013	1044	24	26	18	21	10
Nov. 26 th , 2013	1126	23	23	20	21	13
Oct. 25 th , 2013	1049	25	20	20	23	12
Oct. 2 nd , 2013	1093	24	23	19	22	12
Aug 29 th , 2013	1063	24	19	21	27	9

180 Bloor Street W., #1400
 Toronto, ON M5S 2V6
 T 416.960.9600
 F 416.960.9602

NEWS RELEASE



FORUM RESEARCH INC.

MEDIA INQUIRIES:

Lorne Bozinoff, President
 lbozinoff@forumresearch.com
 416.960.9603

Best Party Statements

[All Respondents]

%	Liberals	Conservatives	NDP	Green	None	Don't Know
Promote Jobs and Growth	29	33	19	5	9	5
Handle Government Corruption	15	29	24	10	18	5
Plan Transit Infrastructure	26	27	14	7	16	9

TORONTO

May 28th, 2014

Approval of Party Policy

[All Respondents]

%		Approve	Disapprove	Don't Know
NDP	Family Caregiver Tax Credit	70	21	9
PC	Cabinet Size Cuts	55	31	14
NDP	Cabinet-level Minister of Savings	51	35	13
PC	Judicial Inquiry into Gas Plants	50	37	13
Lib	Ontario Pension Plan	49	41	10
Lib	Transit Spending	45	44	11
PC	Increase Students per Class	27	64	10

180 Bloor Street W., #1400
 Toronto, ON M5S 2V6
 T 416.960.9600
 F 416.960.9602

NEWS RELEASE



FORUM RESEARCH INC.

MEDIA INQUIRIES:

Lorne Bozinoff, President
 lbozinoff@forumresearch.com
 416.960.9603

TORONTO
May 28th, 2014

Current Provincial Party Preference

'A provincial election will be held on Thursday, June 12. Which party are you most likely to vote for in this election?'+ 'Even though you may not have made up your mind, which party are you leaning towards at this time?'

[Decided / Leaning]

Age / Gender

%	Total	18-34	35-44	45-54	55-64	65+	Male	Female
Sample	836	53	73	157	237	316	374	462
Progressive Conservative	36	35	21	38	38	45	45	29
Liberal	36	28	37	36	41	38	32	39
New Democratic	20	25	26	22	14	14	16	24
Green	7	10	15	3	6	4	6	7
Another Party	1	1	1	2	1	0	1	1

Region

%	Total	E. Ont	416	905	GTA	SW. Ont	N. Ont
Sample	836	110	148	289	437	185	104
Progressive Conservative	36	47	30	40	35	34	32
Liberal	36	32	49	32	39	27	41
New Democratic	20	10	17	21	19	29	17
Green	7	10	4	7	6	8	7
Another Party	1	1	1	1	1	2	3

Household Income

%	Total	<\$20K	\$20-\$40K	\$40-\$60K	\$60-\$80K	\$80-\$100K	\$100-\$250K
Sample	836	59	117	135	93	105	175
Progressive Conservative	36	39	33	37	49	30	32
Liberal	36	25	37	34	30	45	41
New Democratic	20	30	21	19	18	15	18
Green	7	4	8	9	3	9	8
Another Party	1	3	1	0	1	0	1

180 Bloor Street W., #1400
 Toronto, ON M5S 2V6
 T 416.960.9600
 F 416.960.9602

NEWS RELEASE



FORUM RESEARCH INC.

MEDIA INQUIRIES:

Lorne Bozinoff, President
 lbozinoff@forumresearch.com
 416.960.9603

TORONTO

May 28th, 2014

Past Provincial Party Preference

%	Total	Progressive Conservative	Liberal	New Democratic	Green	Other parties
Sample	836	292	291	138	35	25
Progressive Conservative	36	82	12	9	27	15
Liberal	36	11	70	29	12	47
New Democratic	20	4	12	56	20	17
Green	7	3	6	5	41	13
Another Party	1	0	1	0	0	8

Have Children / Mothers / Union


%	Total	Yes	No	Moms	Union Member	Union Member in Household	Non-Union Member
Sample	836	154	682	83	181	143	512
Progressive Conservative	36	29	40	16	16	30	46
Liberal	36	36	36	46	44	36	33
New Democratic	20	27	17	30	33	21	14
Green	7	7	7	6	5	11	6
Another Party	1	1	1	1	2	2	1

Education

%	Total	Secondary school or less	Some college or university	Completed college or university	Post graduate studies
Sample	836	167	211	291	167
Progressive Conservative	36	47	38	36	26
Liberal	36	26	31	36	48
New Democratic	20	15	25	20	16
Green	7	10	5	7	7
Another Party	1	1	0	1	2

180 Bloor Street W., #1400
 Toronto, ON M5S 2V6
 T 416.960.9600
 F 416.960.9602

NEWS RELEASE



MEDIA INQUIRIES:

Lorne Bozinoff, President
lbozinoff@forumresearch.com
416.960.9603

Approval of Candidates / Best Premier

%	Total	Approve of Wynne	Approve of Hudak	Approve of Horwath	Wynne is Best	Hudak is Best	Horwath is Best	None
Sample	836	320	256	273	302	254	134	112
Progressive Conservative	36	5	83	28	3	94	9	32
Liberal	36	76	7	23	85	2	10	20
New Democratic	20	13	3	43	5	1	79	18
Green	7	6	7	6	6	3	2	23
Another Party	1	0	0	1	1	0	0	6

TORONTO
May 28th, 2014

180 Bloor Street W., #1400
Toronto, ON M5S 2V6
T 416.960.9600
F 416.960.9602

NEWS RELEASE



FORUM RESEARCH INC.

MEDIA INQUIRIES:

Lorne Bozinoff, President
 lbozinoff@forumresearch.com
 416.960.9603

TORONTO
May 28th, 2014

Approval of Kathleen Wynne as Premier

‘Do you approve or disapprove of the job Kathleen Wynne is doing as premier?’

[All Respondents]

Age / Gender

%	Total	18-34	35-44	45-54	55-64	65+	Male	Female
Sample	882	56	82	165	251	328	392	490
Approve	34	25	36	36	37	39	30	37
Disapprove	53	63	44	53	52	49	59	47
Don't know	13	13	20	10	11	12	11	15

Region

%	Total	E. Ont	416	905	GTA	SW. Ont	N. Ont
Sample	882	115	154	302	456	196	115
Approve	34	35	39	29	33	37	27
Disapprove	53	57	48	61	56	42	55
Don't know	13	8	13	10	11	21	18

Household Income

%	Total	<\$20K	\$20-\$40K	\$40-\$60K	\$60-\$80K	\$80-\$100K	\$100-\$250K
Sample	882	66	126	138	96	108	179
Approve	34	16	23	40	27	43	44
Disapprove	53	59	46	57	61	44	46
Don't know	13	25	31	2	12	13	10

Provincial Party Preference

%	Total	Progressive Conservative	Liberal	NDP	Green	Other
Sample	882	313	301	154	55	13
Approve	34	4	77	23	33	8
Disapprove	53	93	12	52	57	76
Don't know	13	3	11	25	10	16

180 Bloor Street W., #1400
 Toronto, ON M5S 2V6
 T 416.960.9600
 F 416.960.9602

NEWS RELEASE



FORUM RESEARCH INC.

MEDIA INQUIRIES:

Lorne Bozinoff, President
 lbozinoff@forumresearch.com
 416.960.9603

TORONTO
May 28th, 2014

Have Children / Mothers / Union

%	Total	Yes	No	Moms	Union Member	Union Member in Household	Non-Union Member
Sample	882	169	713	92	191	152	539
Approve	34	32	34	42	44	28	32
Disapprove	53	57	51	43	35	60	57
Don't know	13	11	14	16	21	12	11

Education

%	Total	Secondary school or less	Some college or university	Completed college or university	Post graduate studies
Sample	882	180	224	301	177
Approve	34	26	32	32	42
Disapprove	53	63	52	54	45
Don't know	13	10	15	14	13

Approval of Candidates / Best Premier for ON

%	Total	Approve of Wynne	Approve of Hudak	Approve of Horwath	Wynne is Best	Hudak is Best	Horwath is Best	None
Sample	882	323	257	280	305	257	138	135
Approve	34	100	7	34	83	2	28	10
Disapprove	53	0	88	57	4	96	58	72
Don't know	13	0	5	9	13	2	14	18

180 Bloor Street W., #1400
 Toronto, ON M5S 2V6
 T 416.960.9600
 F 416.960.9602

NEWS RELEASE



FORUM RESEARCH INC.

Approval of Tim Hudak

'Do you approve or disapprove of the job Tim Hudak is doing as Leader of the Opposition?'

[All Respondents]

Age / Gender

%	Total	18-34	35-44	45-54	55-64	65+	Male	Female
Sample	882	56	82	165	251	328	392	490
Approve	27	27	19	28	30	34	36	19
Disapprove	63	64	75	62	59	52	56	69
Don't know	10	9	6	10	11	14	8	12

Region

%	Total	E. Ont	416	905	GTA	SW. Ont	N. Ont
Sample	882	115	154	302	456	196	115
Approve	27	31	26	32	30	23	20
Disapprove	63	60	66	59	62	63	68
Don't know	10	9	8	9	8	13	12

Household Income

%	Total	<\$20K	\$20-\$40K	\$40-\$60K	\$60-\$80K	\$80-\$100K	\$100-\$250K
Sample	882	66	126	138	96	108	179
Approve	27	38	32	30	31	18	23
Disapprove	63	37	45	63	62	76	74
Don't know	10	25	22	7	7	6	3

Provincial Party Preference

%	Total	Progressive Conservative	Liberal	NDP	Green	Other
Sample	882	313	301	154	55	13
Approve	27	66	6	5	32	9
Disapprove	63	25	88	88	65	81
Don't know	10	9	6	7	3	9

MEDIA INQUIRIES:

Lorne Bozinoff, President
 lbozinoff@forumresearch.com
 416.960.9603

TORONTO

May 28th, 2014

180 Bloor Street W., #1400
 Toronto, ON M5S 2V6
 T 416.960.9600
 F 416.960.9602

NEWS RELEASE



FORUM RESEARCH INC.

MEDIA INQUIRIES:

Lorne Bozinoff, President
 lbozinoff@forumresearch.com
 416.960.9603

TORONTO
May 28th, 2014

Have Children / Mothers / Union

%	Total	Yes	No	Moms	Union Member	Union Member in Household	Non-Union Member
Sample	882	169	713	92	191	152	539
Approve	27	19	32	12	10	24	35
Disapprove	63	74	57	81	83	69	53
Don't know	10	7	12	7	7	7	12

Education

%	Total	Secondary school or less	Some college or university	Completed college or university	Post graduate studies
Sample	882	180	224	301	177
Approve	27	33	30	27	20
Disapprove	63	48	58	68	71
Don't know	10	19	12	6	9

Approval of Candidates / Best Premier for ON

%	Total	Approve of Wynne	Approve of Hudak	Approve of Horwath	Wynne is Best	Hudak is Best	Horwath is Best	None
Sample	882	323	257	280	305	257	138	135
Approve	27	6	100	23	7	77	8	10
Disapprove	63	89	0	71	88	15	87	78
Don't know	10	5	0	6	5	8	5	12

180 Bloor Street W., #1400
 Toronto, ON M5S 2V6
 T 416.960.9600
 F 416.960.9602

NEWS RELEASE



FORUM RESEARCH INC.

Approval of Andrea Horwath

'Do you approve or disapprove of the job Andrea Horwath is doing as Leader of the NDP?'

[All Respondents]

Age / Gender

%	Total	18-34	35-44	45-54	55-64	65+	Male	Female
Sample	882	56	82	165	251	328	392	490
Approve	34	36	39	35	30	27	34	34
Disapprove	48	48	43	49	52	52	53	44
Don't know	17	16	18	15	18	22	13	22

Region

%	Total	E. Ont	416	905	GTA	SW. Ont	N. Ont
Sample	882	115	154	302	456	196	115
Approve	34	41	29	39	35	35	21
Disapprove	48	39	57	50	53	40	53
Don't know	17	19	14	11	12	25	26

Household Income

%	Total	<\$20K	\$20-\$40K	\$40-\$60K	\$60-\$80K	\$80-\$100K	\$100-\$250K
Sample	882	66	126	138	96	108	179
Approve	34	27	26	44	43	38	32
Disapprove	48	42	51	34	42	51	60
Don't know	17	31	22	22	15	11	8

Provincial Party Preference

%	Total	Progressive Conservative	Liberal	NDP	Green	Other
Sample	882	313	301	154	55	13
Approve	34	27	21	74	29	17
Disapprove	48	59	62	8	63	45
Don't know	17	14	16	18	8	38

MEDIA INQUIRIES:

Lorne Bozinoff, President
 lbozinoff@forumresearch.com
 416.960.9603

TORONTO

May 28th, 2014

180 Bloor Street W., #1400
 Toronto, ON M5S 2V6
 T 416.960.9600
 F 416.960.9602

NEWS RELEASE



FORUM RESEARCH INC.

MEDIA INQUIRIES:

Lorne Bozinoff, President
 lbozinoff@forumresearch.com
 416.960.9603

TORONTO
May 28th, 2014

Have Children / Mothers / Union

%	Total	Yes	No	Moms	Union Member	Union Member in Household	Non-Union Member
Sample	882	169	713	92	191	152	539
Approve	34	41	31	40	41	35	31
Disapprove	48	44	51	41	40	49	51
Don't know	17	15	19	19	19	16	18

Education


%	Total	Secondary school or less	Some college or university	Completed college or university	Post graduate studies
Sample	882	180	224	301	177
Approve	34	29	34	39	29
Disapprove	48	49	41	49	56
Don't know	17	21	25	12	15

Approval of Candidates / Best Premier for ON

%	Total	Approve of Wynne	Approve of Hudak	Approve of Horwath	Wynne is Best	Hudak is Best	Horwath is Best	None
Sample	882	323	257	280	305	257	138	135
Approve	34	34	29	100	25	25	78	24
Disapprove	48	51	59	0	62	62	10	53
Don't know	17	15	11	0	13	13	12	23

180 Bloor Street W., #1400
 Toronto, ON M5S 2V6
 T 416.960.9600
 F 416.960.9602

NEWS RELEASE



FORUM RESEARCH INC.

MEDIA INQUIRIES:

Lorne Bozinoff, President
 lbozinoff@forumresearch.com
 416.960.9603

TORONTO
May 28th, 2014

Best Premier

'Who do you think would make the best Premier?'

[All Respondents]

Age / Gender

%	Total	18-34	35-44	45-54	55-64	65+	Male	Female
Sample	882	56	82	165	251	328	392	490
Kathleen Wynne	31	18	39	32	36	36	27	34
Tim Hudak	28	31	17	28	29	33	37	19
Andrea Horwath	18	24	16	21	12	13	15	21
None of these	18	20	23	14	18	13	17	20
Don't know	5	6	5	5	5	5	4	7

Region

%	Total	E. Ont	416	905	GTA	SW. Ont	N. Ont
Sample	882	115	154	302	456	196	115
Kathleen Wynne	31	27	40	30	34	28	28
Tim Hudak	28	31	23	35	30	22	24
Andrea Horwath	18	21	14	19	17	23	12
None of these	18	17	19	15	17	16	28
Don't know	5	5	4	2	3	11	8

Household Income

%	Total	<\$20K	\$20-\$40K	\$40-\$60K	\$60-\$80K	\$80-\$100K	\$100-\$250K
Sample	882	66	126	138	96	108	179
Kathleen Wynne	31	13	32	23	26	46	40
Tim Hudak	28	30	27	30	39	21	24
Andrea Horwath	18	25	18	24	11	18	18
None of these	18	10	11	20	22	15	16
Don't know	5	22	11	3	2	1	2

Provincial Party Preference

%	Total	Progressive Conservative	Liberal	NDP	Green	Other
Sample	882	313	301	154	55	13
Kathleen Wynne	31	3	80	8	30	20
Tim Hudak	28	78	2	1	16	0
Andrea Horwath	18	4	6	72	4	0
None of these	18	13	9	14	47	80
Don't know	5	2	4	5	3	0

180 Bloor Street W., #1400
 Toronto, ON M5S 2V6
 T 416.960.9600
 F 416.960.9602

NEWS RELEASE



FORUM RESEARCH INC.

MEDIA INQUIRIES:

Lorne Bozinoff, President
 lbozinoff@forumresearch.com
 416.960.9603

TORONTO
May 28th, 2014

Have Children / Mothers / Union

%	Total	Yes	No	Moms	Union Member	Union Member in Household	Non-Union Member
Sample	882	169	713	92	191	152	539
Kathleen Wynne	31	28	33	37	42	26	29
Tim Hudak	28	25	29	12	10	23	36
Andrea Horwath	18	20	17	20	27	18	15
None of these	18	23	15	26	19	26	15
Don't know	5	4	6	6	2	8	6

Education


%	Total	Secondary school or less	Some college or university	Completed college or university	Post graduate studies
Sample	882	180	224	301	177
Kathleen Wynne	31	21	21	35	42
Tim Hudak	28	34	29	28	20
Andrea Horwath	18	15	25	19	10
None of these	18	15	19	16	24
Don't know	5	15	7	2	3

Approval of Candidates

%	Total	Approve of Wynne	Approve of Hudak	Approve of Horwath
Sample	882	323	257	280
Kathleen Wynne	31	76	7	23
Tim Hudak	28	2	78	20
Andrea Horwath	18	15	5	41
None of these	18	5	6	13
Don't know	5	2	2	2

180 Bloor Street W., #1400
 Toronto, ON M5S 2V6
 T 416.960.9600
 F 416.960.9602

NEWS RELEASE



FORUM RESEARCH INC.

MEDIA INQUIRIES:

Lorne Bozinoff, President
 lbozinoff@forumresearch.com
 416.960.9603

TORONTO
May 28th, 2014

Best Party to Promote Jobs and Growth

'Which of the provincial parties is best able to promote jobs and growth?'

[All Respondents]

Age / Gender

%	Total	18-34	35-44	45-54	55-64	65+	Male	Female
Sample	882	56	82	165	251	328	392	490
Liberals	29	21	29	33	36	31	24	33
Progressive Conservatives	33	36	24	35	33	37	43	24
NDP	19	25	24	17	10	13	16	21
Green Party	5	3	9	4	5	4	4	5
None of these	9	12	5	9	11	10	8	11
Don't know	5	5	9	2	4	5	4	6

Region

%	Total	E. Ont	416	905	GTA	SW. Ont	N. Ont
Sample	882	115	154	302	456	196	115
Liberals	29	30	33	26	29	26	30
Progressive Conservatives	33	42	27	36	32	33	27
NDP	19	8	18	20	19	22	25
Green Party	5	9	3	5	4	4	5
None of these	9	7	14	10	12	6	7
Don't know	5	5	5	3	4	8	6

Household Income

%	Total	<\$20K	\$20-\$40K	\$40-\$60K	\$60-\$80K	\$80-\$100K	\$100-\$250K
Sample	882	66	126	138	96	108	179
Liberals	29	22	24	28	23	47	37
Progressive Conservatives	33	36	30	24	43	29	33
NDP	19	18	17	27	14	16	19
Green Party	5	8	10	3	5	2	6
None of these	9	5	10	13	13	5	5
Don't know	5	12	10	6	2	1	1

180 Bloor Street W., #1400
 Toronto, ON M5S 2V6
 T 416.960.9600
 F 416.960.9602

NEWS RELEASE



FORUM RESEARCH INC.

MEDIA INQUIRIES:

Lorne Bozinoff, President
 lbozinoff@forumresearch.com
 416.960.9603

TORONTO
May 28th, 2014

Provincial Party Preference

%	Total	Progressive Conservative	Liberal	NDP	Green	Other
Sample	882	313	301	154	55	13
Liberals	29	2	76	10	17	8
Progressive Conservatives	33	84	7	10	16	18
NDP	19	5	4	67	29	4
Green Party	5	1	1	5	25	15
None of these	9	6	7	6	11	54
Don't know	5	2	3	1	2	0

Have Children / Mothers / Union

%	Total	Yes	No	Moms	Union Member	Union Member in Household	Non-Union Member
Sample	882	169	713	92	191	152	539
Liberals	29	27	30	35	39	21	28
Progressive Conservatives	33	31	35	16	14	29	42
NDP	19	20	18	20	26	23	15
Green Party	5	6	4	10	9	5	3
None of these	9	9	10	13	9	17	7
Don't know	5	6	4	6	4	5	6

Education

%	Total	Secondary school or less	Some college or university	Completed college or university	Post graduate studies
Sample	882	180	224	301	177
Liberals	29	21	26	28	39
Progressive Conservatives	33	38	32	36	25
NDP	19	15	21	22	13
Green Party	5	6	3	5	5
None of these	9	11	10	6	15
Don't know	5	8	8	3	4

180 Bloor Street W., #1400
 Toronto, ON M5S 2V6
 T 416.960.9600
 F 416.960.9602

NEWS RELEASE



FORUM RESEARCH INC.

MEDIA INQUIRIES:

Lorne Bozinoff, President
lbozinoff@forumresearch.com
416.960.9603

Approval of Candidates / Best Premier for ON

%	Total	Approve of Wynne	Approve of Hudak	Approve of Horwath	Wynne is Best	Hudak is Best	Horwath is Best	None
Sample	882	323	257	280	305	257	138	135
Liberals	29	71	3	20	77	1	11	11
Progressive Conservatives	33	6	84	29	5	85	17	25
NDP	19	16	5	37	7	5	61	18
Green Party	5	3	2	4	4	1	4	11
None of these	9	2	4	9	5	4	6	30
Don't know	5	2	2	1	3	3	1	5

TORONTO

May 28th, 2014

180 Bloor Street W., #1400
Toronto, ON M5S 2V6
T 416.960.9600
F 416.960.9602

NEWS RELEASE



FORUM RESEARCH INC.

Best Party to Handle Government Corruption

'Which of the provincial parties is best able to handle government corruption?'

[All Respondents]

Age / Gender

%	Total	18-34	35-44	45-54	55-64	65+	Male	Female
Sample	882	56	82	165	251	328	392	490
Liberals	15	13	9	14	21	20	16	14
Progressive Conservatives	29	23	25	33	33	35	39	20
NDP	24	29	22	28	16	19	20	27
Green Party	10	12	11	6	9	8	7	12
None of these	18	18	26	15	17	13	14	22
Don't know	5	5	6	5	3	5	4	6

Region

%	Total	E. Ont	416	905	GTA	SW. Ont	N. Ont
Sample	882	115	154	302	456	196	115
Liberals	15	16	19	14	16	12	14
Progressive Conservatives	29	36	26	31	29	26	24
NDP	24	21	19	21	20	31	29
Green Party	10	8	7	13	10	11	6
None of these	18	15	24	18	20	14	18
Don't know	5	4	6	2	4	6	8

Household Income

%	Total	<\$20K	\$20-\$40K	\$40-\$60K	\$60-\$80K	\$80-\$100K	\$100-\$250K
Sample	882	66	126	138	96	108	179
Liberals	15	18	11	20	10	14	16
Progressive Conservatives	29	34	30	31	30	26	30
NDP	24	22	17	21	33	25	25
Green Party	10	8	14	6	4	18	12
None of these	18	5	16	17	22	17	15
Don't know	5	12	12	4	3	0	2

MEDIA INQUIRIES:

Lorne Bozinoff, President
 lbozinoff@forumresearch.com
 416.960.9603

TORONTO

May 28th, 2014

180 Bloor Street W., #1400
 Toronto, ON M5S 2V6
 T 416.960.9600
 F 416.960.9602

NEWS RELEASE



FORUM RESEARCH INC.

MEDIA INQUIRIES:

Lorne Bozinoff, President
 lbozinoff@forumresearch.com
 416.960.9603

TORONTO
May 28th, 2014

Provincial Party Preference

%	Total	Progressive Conservative	Liberal	NDP	Green	Other
Sample	882	313	301	154	55	13
Liberals	15	2	40	1	10	17
Progressive Conservatives	29	75	7	7	14	5
NDP	24	10	17	63	27	4
Green Party	10	1	10	12	37	12
None of these	18	12	21	13	11	62
Don't know	5	1	4	3	1	0

Have Children / Mothers / Union

%	Total	Yes	No	Moms	Union Member	Union Member in Household	Non-Union Member
Sample	882	169	713	92	191	152	539
Liberals	15	9	18	6	18	7	17
Progressive Conservatives	29	23	32	10	14	25	36
NDP	24	25	23	27	34	23	21
Green Party	10	14	7	19	7	15	8
None of these	18	24	15	32	25	24	13
Don't know	5	5	5	5	2	6	6

Education

%	Total	Secondary school or less	Some college or university	Completed college or university	Post graduate studies
Sample	882	180	224	301	177
Liberals	15	11	19	13	18
Progressive Conservatives	29	33	30	29	25
NDP	24	14	21	30	22
Green Party	10	12	9	9	9
None of these	18	18	16	18	22
Don't know	5	12	6	2	4

180 Bloor Street W., #1400
 Toronto, ON M5S 2V6
 T 416.960.9600
 F 416.960.9602

NEWS RELEASE



MEDIA INQUIRIES:

Lorne Bozinoff, President
lbozinoff@forumresearch.com
416.960.9603

Approval of Candidates / Best Premier for ON

%	Total	Approve of Wynne	Approve of Hudak	Approve of Horwath	Wynne is Best	Hudak is Best	Horwath is Best	None
Sample	882	323	257	280	305	257	138	135
Liberals	15	37	5	6	38	4	7	3
Progressive Conservatives	29	6	73	19	6	75	12	20
NDP	24	25	9	50	21	9	62	15
Green Party	10	14	4	7	14	3	7	16
None of these	18	15	6	15	21	6	8	45
Don't know	5	3	3	2	2	3	5	1

TORONTO

May 28th, 2014

180 Bloor Street W., #1400
Toronto, ON M5S 2V6
T 416.960.9600
F 416.960.9602

NEWS RELEASE



FORUM RESEARCH INC.

Best Party to Plan for Transit and Transportation Infrastructure

'Which of the provincial parties has the best plan for transit and transportation infrastructure?'

[All Respondents]

Age / Gender

%	Total	18-34	35-44	45-54	55-64	65+	Male	Female
Sample	882	56	82	165	251	328	392	490
Liberals	26	17	23	33	32	32	25	27
Progressive Conservatives	27	31	21	26	27	29	34	20
NDP	14	21	15	13	8	10	11	18
Green Party	7	4	12	5	11	6	7	8
None of these	16	17	17	15	14	15	14	18
Don't know	9	10	12	8	8	8	9	9

Region

%	Total	E. Ont	416	905	GTA	SW. Ont	N. Ont
Sample	882	115	154	302	456	196	115
Liberals	26	16	31	30	30	27	19
Progressive Conservatives	27	44	22	32	28	17	21
NDP	14	12	10	12	11	20	21
Green Party	7	9	5	8	7	7	7
None of these	16	13	23	12	17	13	21
Don't know	9	6	10	5	7	16	10

Household Income

%	Total	<\$20K	\$20-\$40K	\$40-\$60K	\$60-\$80K	\$80-\$100K	\$100-\$250K
Sample	882	66	126	138	96	108	179
Liberals	26	19	23	19	18	39	36
Progressive Conservatives	27	36	24	35	38	21	25
NDP	14	14	12	11	12	14	19
Green Party	7	7	6	8	6	10	7
None of these	16	9	12	20	23	10	7
Don't know	9	15	22	6	3	6	7

MEDIA INQUIRIES:

Lorne Bozinoff, President
 lbozinoff@forumresearch.com
 416.960.9603

TORONTO

May 28th, 2014

180 Bloor Street W., #1400
 Toronto, ON M5S 2V6
 T 416.960.9600
 F 416.960.9602

NEWS RELEASE



FORUM RESEARCH INC.

MEDIA INQUIRIES:

Lorne Bozinoff, President
 lbozinoff@forumresearch.com
 416.960.9603

TORONTO
May 28th, 2014

Provincial Party Preference

%	Total	Progressive Conservative	Liberal	NDP	Green	Other
Sample	882	313	301	154	55	13
Liberals	26	4	64	12	16	4
Progressive Conservatives	27	73	4	5	13	0
NDP	14	3	4	54	18	0
Green Party	7	2	4	5	41	59
None of these	16	14	13	17	7	37
Don't know	9	5	10	8	6	0

Have Children / Mothers / Union

%	Total	Yes	No	Moms	Union Member	Union Member in Household	Non-Union Member
Sample	882	169	713	92	191	152	539
Liberals	26	26	26	30	32	24	25
Progressive Conservatives	27	24	29	13	14	22	34
NDP	14	15	14	16	18	19	11
Green Party	7	9	7	9	11	4	7
None of these	16	18	15	23	16	23	13
Don't know	9	9	9	9	9	8	10

Education

%	Total	Secondary school or less	Some college or university	Completed college or university	Post graduate studies
Sample	882	180	224	301	177
Liberals	26	20	23	27	32
Progressive Conservatives	27	30	34	26	19
NDP	14	14	13	18	8
Green Party	7	8	4	8	11
None of these	16	17	18	12	21
Don't know	9	10	9	9	10

180 Bloor Street W., #1400
 Toronto, ON M5S 2V6
 T 416.960.9600
 F 416.960.9602

NEWS RELEASE



MEDIA INQUIRIES:

Lorne Bozinoff, President
lbozinoff@forumresearch.com
416.960.9603


Approval of Candidates / Best Premier for ON

%	Total	Secondary school or less	Some college or university	Completed college or university	Post graduate studies
Sample	882	180	224	301	177
Liberals	26	20	23	27	32
Progressive Conservatives	27	30	34	26	19
NDP	14	14	13	18	8
Green Party	7	8	4	8	11
None of these	16	17	18	12	21
Don't know	9	10	9	9	10

TORONTO
May 28th, 2014

180 Bloor Street W., #1400
Toronto, ON M5S 2V6
T 416.960.9600
F 416.960.9602

NEWS RELEASE



FORUM RESEARCH INC.

MEDIA INQUIRIES:

Lorne Bozinoff, President
 lbozinoff@forumresearch.com
 416.960.9603

TORONTO
May 28th, 2014

NDP vs. PC Corporate Tax Rate Plans

'The provincial NDP have promised to raise the corporate tax rate from eleven and a half percent to twelve and a half percent. The PCs have promised to lower it to eight percent. Which of these two policies do you prefer?'

[All Respondents]

Age / Gender

%	Total	18-34	35-44	45-54	55-64	65+	Male	Female
Sample	882	56	82	165	251	328	392	490
Increase corporate tax from 11.5 % to 12.5%	46	47	52	44	45	43	40	52
Lower corporate tax from 11.5% to 8%	34	32	27	36	39	38	43	25
Neither of these	17	20	17	17	13	16	15	19
Don't know	3	2	3	3	3	3	2	3

Region

%	Total	E. Ont	416	905	GTA	SW. Ont	N. Ont
Sample	882	115	154	302	456	196	115
Increase corporate tax from 11.5 % to 12.5%	46	37	53	46	49	43	53
Lower corporate tax from 11.5% to 8%	34	42	27	36	32	38	26
Neither of these	17	20	15	17	16	15	20
Don't know	3	2	6	1	3	3	1

Household Income

%	Total	<\$20K	\$20-\$40K	\$40-\$60K	\$60-\$80K	\$80-\$100K	\$100-\$250K
Sample	882	66	126	138	96	108	179
Increase corporate tax from 11.5 % to 12.5%	46	27	48	39	36	63	58
Lower corporate tax from 11.5% to 8%	34	43	26	34	36	23	34
Neither of these	17	25	16	25	26	14	8
Don't know	3	4	9	2	3	0	0

180 Bloor Street W., #1400
 Toronto, ON M5S 2V6
 T 416.960.9600
 F 416.960.9602

NEWS RELEASE



FORUM RESEARCH INC.

MEDIA INQUIRIES:

Lorne Bozinoff, President
 lbozinoff@forumresearch.com
 416.960.9603

TORONTO
May 28th, 2014

Provincial Party Preference

%	Total	Progressive Conservative	Liberal	NDP	Green	Other
Sample	882	313	301	154	55	13
Increase corporate tax from 11.5 % to 12.5%	46	9	64	71	62	33
Lower corporate tax from 11.5% to 8%	34	75	14	16	11	44
Neither of these	17	15	21	9	26	23
Don't know	3	1	2	3	1	0

Have Children / Mothers / Union

%	Total	Yes	No	Moms	Union Member	Union Member in Household	Non-Union Member
Sample	882	169	713	92	191	152	539
Increase corporate tax from 11.5 % to 12.5%	46	53	43	62	62	61	35
Lower corporate tax from 11.5% to 8%	34	25	38	16	20	27	42
Neither of these	17	20	16	19	18	11	19
Don't know	3	1	3	3	1	2	4

Education

%	Total	Secondary school or less	Some college or university	Completed college or university	Post graduate studies
Sample	882	180	224	301	177
Increase corporate tax from 11.5 % to 12.5%	46	29	44	49	56
Lower corporate tax from 11.5% to 8%	34	46	36	32	26
Neither of these	17	20	17	16	17
Don't know	3	5	3	2	2

180 Bloor Street W., #1400
 Toronto, ON M5S 2V6
 T 416.960.9600
 F 416.960.9602

NEWS RELEASE



FORUM RESEARCH INC.

MEDIA INQUIRIES:

Lorne Bozinoff, President
 lbozinoff@forumresearch.com
 416.960.9603

Approval of Candidates / Best Premier for ON

%	Total	Approve of Wynne	Approve of Hudak	Approve of Horwath	Wynne is Best	Hudak is Best	Horwath is Best	None
Sample	882	323	257	280	305	257	138	135
Increase corporate tax from 11.5% to 12.5%	46	62	16	57	65	10	64	54
Lower corporate tax from 11.5% to 8%	34	15	76	29	14	76	19	24
Neither of these	17	20	6	12	20	13	13	19
Don't know	3	2	1	2	1	1	3	2

TORONTO

May 28th, 2014

180 Bloor Street W., #1400
 Toronto, ON M5S 2V6
 T 416.960.9600
 F 416.960.9602

NEWS RELEASE



FORUM RESEARCH INC.

MEDIA INQUIRIES:

Lorne Bozinoff, President
lbozinoff@forumresearch.com
416.960.9603

NDP Taking Care of Ill Family Members Tax Credit Approval

'The NDP have promised a tax credit of \$1275 a year to those who take care of ill family members at home. Do you approve or disapprove of this promise?'

[All Respondents]

Age / Gender

%	Total	18-34	35-44	45-54	55-64	65+	Male	Female
Sample	882	56	82	165	251	328	392	490
Approve	70	66	67	71	74	75	65	74
Disapprove	21	23	27	19	16	17	28	15
Don't know	9	11	6	10	10	8	7	11

Region

%	Total	E. Ont	416	905	GTA	SW. Ont	N. Ont
Sample	882	115	154	302	456	196	115
Approve	70	70	65	76	71	72	60
Disapprove	21	24	21	16	19	18	32
Don't know	9	6	14	8	10	10	7

Household Income

%	Total	<\$20K	\$20-\$40K	\$40-\$60K	\$60-\$80K	\$80-\$100K	\$100-\$250K
Sample	882	66	126	138	96	108	179
Approve	70	71	76	66	59	67	75
Disapprove	21	22	10	19	30	29	20
Don't know	9	7	14	15	11	3	5


Provincial Party Preference

%	Total	Progressive Conservative	Liberal	NDP	Green	Other
Sample	882	313	301	154	55	13
Approve	70	56	71	90	93	47
Disapprove	21	35	20	8	6	37
Don't know	9	10	9	2	1	16

TORONTO
May 28th, 2014

180 Bloor Street W., #1400
Toronto, ON M5S 2V6
T 416.960.9600
F 416.960.9602

NEWS RELEASE



FORUM RESEARCH INC.

MEDIA INQUIRIES:

Lorne Bozinoff, President
 lbozinoff@forumresearch.com
 416.960.9603

TORONTO
May 28th, 2014

Have Children / Mothers / Union

%	Total	Yes	No	Moms	Union Member	Union Member in Household	Non-Union Member
Sample	882	169	713	92	191	152	539
Approve	70	64	73	63	76	71	67
Disapprove	21	23	20	21	17	18	24
Don't know	9	13	7	16	7	12	9

Education

%	Total	Secondary school or less	Some college or university	Completed college or university	Post graduate studies
Sample	882	180	224	301	177
Approve	70	68	72	70	69
Disapprove	21	17	16	25	22
Don't know	9	15	12	5	9

Approval of Candidates / Best Premier for ON

%	Total	Approve of Wynne	Approve of Hudak	Approve of Horwath	Wynne is Best	Hudak is Best	Horwath is Best	None
Sample	882	323	257	280	305	257	138	135
Approve	70	76	55	74	72	53	90	73
Disapprove	21	18	38	18	20	37	9	15
Don't know	9	6	7	8	8	10	2	13

180 Bloor Street W., #1400
 Toronto, ON M5S 2V6
 T 416.960.9600
 F 416.960.9602

NEWS RELEASE



FORUM RESEARCH INC.

MEDIA INQUIRIES:

Lorne Bozinoff, President
lbozinoff@forumresearch.com
416.960.9603

TORONTO
May 28th, 2014

NDP Cabinet-level Minister of Savings Approval

'The NDP have promised to appoint a cabinet-level Minister of Savings, charged with finding \$600 million in government waste per year. Do you approve or disapprove of this promise?'

[All Respondents]

Age / Gender

%	Total	18-34	35-44	45-54	55-64	65+	Male	Female
Sample	882	56	82	165	251	328	392	490
Approve	51	51	58	51	48	49	54	49
Disapprove	35	35	33	37	37	34	36	34
Don't know	13	14	9	12	15	17	10	16

Region

%	Total	E. Ont	416	905	GTA	SW. Ont	N. Ont
Sample	882	115	154	302	456	196	115
Approve	51	56	51	43	47	53	63
Disapprove	35	29	35	41	38	36	29
Don't know	13	15	15	15	15	12	8

Household Income

%	Total	<\$20K	\$20-\$40K	\$40-\$60K	\$60-\$80K	\$80-\$100K	\$100-\$250K
Sample	882	66	126	138	96	108	179
Approve	51	53	47	48	55	50	58
Disapprove	35	26	31	30	33	44	36
Don't know	13	20	22	21	12	6	7

Provincial Party Preference

%	Total	Progressive Conservative	Liberal	NDP	Green	Other
Sample	882	313	301	154	55	13
Approve	51	49	43	66	53	41
Disapprove	35	42	41	19	43	52
Don't know	13	9	16	15	4	7

180 Bloor Street W., #1400
Toronto, ON M5S 2V6
T 416.960.9600
F 416.960.9602

NEWS RELEASE



FORUM RESEARCH INC.

MEDIA INQUIRIES:

Lorne Bozinoff, President
 lbozinoff@forumresearch.com
 416.960.9603

TORONTO
May 28th, 2014

Have Children / Mothers / Union

%	Total	Yes	No	Moms	Union Member	Union Member in Household	Non-Union Member
Sample	882	169	713	92	191	152	539
Approve	51	56	49	54	54	58	48
Disapprove	35	31	37	32	31	32	38
Don't know	13	13	13	14	15	9	14

Education

%	Total	Secondary school or less	Some college or university	Completed college or university	Post graduate studies
Sample	882	180	224	301	177
Approve	51	39	53	52	58
Disapprove	35	40	30	38	31
Don't know	13	21	17	10	11

Approval of Candidates / Best Premier for ON

%	Total	Approve of Wynne	Approve of Hudak	Approve of Horwath	Wynne is Best	Hudak is Best	Horwath is Best	None
Sample	882	323	257	280	305	257	138	135
Approve	51	47	46	67	39	53	63	61
Disapprove	35	40	48	24	49	39	19	30
Don't know	13	13	6	10	12	8	18	9

180 Bloor Street W., #1400
 Toronto, ON M5S 2V6
 T 416.960.9600
 F 416.960.9602

NEWS RELEASE



FORUM RESEARCH INC.

MEDIA INQUIRIES:

Lorne Bozinoff, President
 lbozinoff@forumresearch.com
 416.960.9603

PC Judicial Inquiry into the Gas Plants Controversy

‘The Progressive Conservatives have promised to hold a judicial inquiry into the gas plants controversy if elected. Do you approve or disapprove of this promise?’

[All Respondents]

Age / Gender

%	Total	18-34	35-44	45-54	55-64	65+	Male	Female
Sample	882	56	82	165	251	328	392	490
Approve	50	57	38	53	48	51	62	39
Disapprove	37	23	48	36	43	40	33	40
Don't know	13	20	14	11	9	9	5	21

Region

%	Total	E. Ont	416	905	GTA	SW. Ont	N. Ont
Sample	882	115	154	302	456	196	115
Approve	50	61	42	55	49	45	49
Disapprove	37	27	47	34	40	40	30
Don't know	13	12	11	11	11	15	21

Household Income

%	Total	<\$20K	\$20-\$40K	\$40-\$60K	\$60-\$80K	\$80-\$100K	\$100-\$250K
Sample	882	66	126	138	96	108	179
Approve	50	50	61	45	58	34	46
Disapprove	37	28	24	33	32	53	46
Don't know	13	22	15	22	10	13	9

Provincial Party Preference

%	Total	Progressive Conservative	Liberal	NDP	Green	Other
Sample	882	313	301	154	55	13
Approve	50	85	20	41	57	38
Disapprove	37	12	64	42	35	50
Don't know	13	4	16	17	9	12

TORONTO
May 28th, 2014

180 Bloor Street W., #1400
 Toronto, ON M5S 2V6
 T 416.960.9600
 F 416.960.9602

NEWS RELEASE



FORUM RESEARCH INC.

MEDIA INQUIRIES:

Lorne Bozinoff, President
 lbozinoff@forumresearch.com
 416.960.9603

TORONTO

May 28th, 2014

Have Children / Mothers / Union

%	Total	Yes	No	Moms	Union Member	Union Member in Household	Non-Union Member
Sample	882	169	713	92	191	152	539
Approve	50	48	51	31	35	39	60
Disapprove	37	33	39	40	47	45	30
Don't know	13	19	10	29	18	17	10

Education

%	Total	Secondary school or less	Some college or university	Completed college or university	Post graduate studies
Sample	882	180	224	301	177
Approve	50	56	52	51	41
Disapprove	37	26	29	37	50
Don't know	13	18	18	11	9

Approval of Candidates / Best Premier for ON

%	Total	Approve of Wynne	Approve of Hudak	Approve of Horwath	Wynne is Best	Hudak is Best	Horwath is Best	None
Sample	882	323	257	280	305	257	138	135
Approve	50	19	85	51	17	87	46	53
Disapprove	37	66	13	35	70	10	35	28
Don't know	13	15	1	14	12	3	19	19

180 Bloor Street W., #1400
 Toronto, ON M5S 2V6
 T 416.960.9600
 F 416.960.9602

NEWS RELEASE



FORUM RESEARCH INC.

MEDIA INQUIRIES:

Lorne Bozinoff, President
 lbozinoff@forumresearch.com
 416.960.9603

TORONTO
May 28th, 2014

PC Elementary School Class Size Increase

‘The Progressive Conservatives have said that class sizes in elementary school will increase under their education plan. Do you approve or disapprove of this proposal?’

[All Respondents]

Age / Gender

%	Total	18-34	35-44	45-54	55-64	65+	Male	Female
Sample	882	56	82	165	251	328	392	490
Approve	27	23	17	32	30	34	36	18
Disapprove	64	65	76	60	61	54	54	73
Don't know	10	11	7	8	8	13	9	10

Region

%	Total	E. Ont	416	905	GTA	SW. Ont	N. Ont
Sample	882	115	154	302	456	196	115
Approve	27	29	24	31	28	23	22
Disapprove	64	59	68	62	64	63	68
Don't know	10	11	8	7	7	14	9

Household Income

%	Total	<\$20K	\$20-\$40K	\$40-\$60K	\$60-\$80K	\$80-\$100K	\$100-\$250K
Sample	882	66	126	138	96	108	179
Approve	27	21	27	25	37	22	25
Disapprove	64	53	59	67	52	76	70
Don't know	10	26	14	8	12	2	6

Provincial Party Preference

%	Total	Progressive Conservative	Liberal	NDP	Green	Other
Sample	882	313	301	154	55	13
Approve	27	60	10	9	22	22
Disapprove	64	29	85	81	74	62
Don't know	10	11	5	10	4	16

180 Bloor Street W., #1400
 Toronto, ON M5S 2V6
 T 416.960.9600
 F 416.960.9602

NEWS RELEASE



FORUM RESEARCH INC.

MEDIA INQUIRIES:

Lorne Bozinoff, President
 lbozinoff@forumresearch.com
 416.960.9603

TORONTO
May 28th, 2014

Have Children / Mothers / Union

%	Total	Yes	No	Moms	Union Member	Union Member in Household	Non-Union Member
Sample	882	169	713	92	191	152	539
Approve	27	26	27	13	11	21	34
Disapprove	64	66	63	80	84	73	53
Don't know	10	8	11	6	4	7	13

Education

%	Total	Secondary school or less	Some college or university	Completed college or university	Post graduate studies
Sample	882	180	224	301	177
Approve	27	36	20	25	30
Disapprove	64	43	68	68	66
Don't know	10	20	12	7	4

Approval of Candidates / Best Premier for ON

%	Total	Approve of Wynne	Approve of Hudak	Approve of Horwath	Wynne is Best	Hudak is Best	Horwath is Best	None
Sample	882	323	257	280	305	257	138	135
Approve	27	10	59	21	9	60	11	23
Disapprove	64	83	33	72	84	30	78	70
Don't know	10	7	8	7	6	10	11	7

180 Bloor Street W., #1400
 Toronto, ON M5S 2V6
 T 416.960.9600
 F 416.960.9602

NEWS RELEASE



FORUM RESEARCH INC.

MEDIA INQUIRIES:

Lorne Bozinoff, President
lbozinoff@forumresearch.com
416.960.9603

TORONTO
May 28th, 2014

PC Cabinet Size Cut

'The Progressive Conservatives have promised to cut cabinet from 38 ministers to 16. Do you approve or disapprove of this proposal?'

[All Respondents]

Age / Gender

%	Total	18-34	35-44	45-54	55-64	65+	Male	Female
Sample	882	56	82	165	251	328	392	490
Approve	55	50	49	59	62	61	64	47
Disapprove	31	36	37	25	26	27	27	35
Don't know	14	14	14	16	11	11	9	18

Region

%	Total	E. Ont	416	905	GTA	SW. Ont	N. Ont
Sample	882	115	154	302	456	196	115
Approve	55	58	45	65	56	50	57
Disapprove	31	32	34	23	28	36	34
Don't know	14	10	21	12	16	14	10

Household Income

%	Total	<\$20K	\$20-\$40K	\$40-\$60K	\$60-\$80K	\$80-\$100K	\$100-\$250K
Sample	882	66	126	138	96	108	179
Approve	55	57	59	47	63	50	54
Disapprove	31	27	23	31	26	43	36
Don't know	14	17	19	22	11	7	11

Provincial Party Preference

%	Total	Progressive Conservative	Liberal	NDP	Green	Other
Sample	882	313	301	154	55	13
Approve	55	90	37	43	39	75
Disapprove	31	5	49	45	43	11
Don't know	14	5	15	12	18	15

180 Bloor Street W., #1400
Toronto, ON M5S 2V6
T 416.960.9600
F 416.960.9602

NEWS RELEASE



FORUM RESEARCH INC.

MEDIA INQUIRIES:

Lorne Bozinoff, President
 lbozinoff@forumresearch.com
 416.960.9603

TORONTO
May 28th, 2014

Have Children / Mothers / Union

%	Total	Yes	No	Moms	Union Member	Union Member in Household	Non-Union Member
Sample	882	169	713	92	191	152	539
Approve	55	58	54	45	48	53	59
Disapprove	31	26	34	34	41	35	26
Don't know	14	16	12	21	11	12	15

Education


%	Total	Secondary school or less	Some college or university	Completed college or university	Post graduate studies
Sample	882	180	224	301	177
Approve	55	60	56	53	56
Disapprove	31	23	25	36	34
Don't know	14	17	19	11	11

Approval of Candidates / Best Premier for ON

%	Total	Approve of Wynne	Approve of Hudak	Approve of Horwath	Wynne is Best	Hudak is Best	Horwath is Best	None
Sample	882	323	257	280	305	257	138	135
Approve	55	34	82	55	32	91	48	53
Disapprove	31	54	12	33	55	3	44	25
Don't know	14	12	6	12	13	6	8	22

180 Bloor Street W., #1400
 Toronto, ON M5S 2V6
 T 416.960.9600
 F 416.960.9602

NEWS RELEASE



FORUM RESEARCH INC.

MEDIA INQUIRIES:

Lorne Bozinoff, President
 lbozinoff@forumresearch.com
 416.960.9603

TORONTO
May 28th, 2014

The Liberal Government Ontario Retirement Pension Plan

'The Liberal government has promised to create an Ontario Retirement Pension Plan if elected. Do you approve or disapprove of this proposal?'

[All Respondents]

Age / Gender

%	Total	18-34	35-44	45-54	55-64	65+	Male	Female
Sample	882	56	82	165	251	328	392	490
Approve	49	44	47	56	52	50	43	55
Disapprove	41	51	41	35	36	37	51	32
Don't know	10	5	12	10	11	13	6	13

Region

%	Total	E. Ont	416	905	GTA	SW. Ont	N. Ont
Sample	882	115	154	302	456	196	115
Approve	49	50	51	47	49	49	49
Disapprove	41	40	40	45	43	40	39
Don't know	10	10	9	8	9	11	11

Household Income

%	Total	<\$20K	\$20-\$40K	\$40-\$60K	\$60-\$80K	\$80-\$100K	\$100-\$250K
Sample	882	66	126	138	96	108	179
Approve	49	62	45	53	44	49	53
Disapprove	41	18	35	40	51	44	42
Don't know	10	20	19	6	5	7	5

Provincial Party Preference

%	Total	Progressive Conservative	Liberal	NDP	Green	Other
Sample	882	313	301	154	55	13
Approve	49	17	80	50	53	84
Disapprove	41	76	13	35	36	13
Don't know	10	7	7	14	11	3

Have Children / Mothers / Union

%	Total	Yes	No	Moms	Union Member	Union Member in Household	Non-Union Member
Sample	882	169	713	92	191	152	539
Approve	49	41	53	53	59	52	44
Disapprove	41	49	37	33	30	43	45
Don't know	10	10	9	14	11	5	11

180 Bloor Street W., #1400
 Toronto, ON M5S 2V6
 T 416.960.9600
 F 416.960.9602

NEWS RELEASE



MEDIA INQUIRIES:

Lorne Bozinoff, President
lbozinoff@forumresearch.com
416.960.9603

Education

%	Total	Secondary school or less	Some college or university	Completed college or university	Post graduate studies
Sample	882	180	224	301	177
Approve	49	49	48	49	51
Disapprove	41	39	37	45	40
Don't know	10	11	15	7	9

TORONTO

May 28th, 2014

Approval of Candidates / Best Premier for ON

%	Total	Approve of Wynne	Approve of Hudak	Approve of Horwath	Wynne is Best	Hudak is Best	Horwath is Best	None
Sample	882	323	257	280	305	257	138	135
Approve	49	81	20	46	77	17	56	46
Disapprove	41	13	75	46	17	78	35	43
Don't know	10	6	4	8	7	5	8	11

180 Bloor Street W., #1400
Toronto, ON M5S 2V6
T 416.960.9600
F 416.960.9602

NEWS RELEASE



FORUM RESEARCH INC.

MEDIA INQUIRIES:

Lorne Bozinoff, President
 lbozinoff@forumresearch.com
 416.960.9603

TORONTO
May 28th, 2014

The Liberals Transit and Transportation Spending

‘The Liberals have promised to spend \$29 billion on transit and transportation infrastructure, \$15 billion of it in the Greater Toronto-Hamilton Area, if re-elected. Do you approve or disapprove of this proposal?’

[All Respondents]

Age / Gender

%	Total	18-34	35-44	45-54	55-64	65+	Male	Female
Sample	882	56	82	165	251	328	392	490
Approve	45	43	45	48	46	43	44	46
Disapprove	44	47	42	44	43	44	49	39
Don't know	11	10	13	8	11	12	7	14

Region

%	Total	E. Ont	416	905	GTA	SW. Ont	N. Ont
Sample	882	115	154	302	456	196	115
Approve	45	24	68	51	58	34	32
Disapprove	44	58	18	44	33	53	60
Don't know	11	17	13	5	9	13	8

Household Income

%	Total	<\$20K	\$20-\$40K	\$40-\$60K	\$60-\$80K	\$80-\$100K	\$100-\$250K
Sample	882	66	126	138	96	108	179
Approve	45	33	41	49	44	49	53
Disapprove	44	58	34	34	45	49	43
Don't know	11	9	26	17	11	2	4

Provincial Party Preference

%	Total	Progressive Conservative	Liberal	NDP	Green	Other
Sample	882	313	301	154	55	13
Approve	45	15	77	46	45	8
Disapprove	44	76	14	45	42	70
Don't know	11	9	9	9	13	22

180 Bloor Street W., #1400
 Toronto, ON M5S 2V6
 T 416.960.9600
 F 416.960.9602

NEWS RELEASE



FORUM RESEARCH INC.

MEDIA INQUIRIES:

Lorne Bozinoff, President
 lbozinoff@forumresearch.com
 416.960.9603

TORONTO
May 28th, 2014

Have Children / Mothers / Union

%	Total	Yes	No	Moms	Union Member	Union Member in Household	Non-Union Member
Sample	882	169	713	92	191	152	539
Approve	45	46	44	54	48	52	41
Disapprove	44	44	44	31	39	37	49
Don't know	11	9	12	14	13	10	11

Education

%	Total	Secondary school or less	Some college or university	Completed college or university	Post graduate studies
Sample	882	180	224	301	177
Approve	45	34	44	43	58
Disapprove	44	49	41	49	34
Don't know	11	17	15	8	8

Approval of Candidates / Best Premier for ON

%	Total	Approve of Wynne	Approve of Hudak	Approve of Horwath	Wynne is Best	Hudak is Best	Horwath is Best	None
Sample	882	323	257	280	305	257	138	135
Approve	45	77	17	45	78	18	42	40
Disapprove	44	12	74	47	15	75	48	50
Don't know	11	11	9	8	7	8	11	11

180 Bloor Street W., #1400
 Toronto, ON M5S 2V6
 T 416.960.9600
 F 416.960.9602

NEWS RELEASE



FORUM RESEARCH INC.

Party Choice Switch

'What would a provincial political party have to do to make you switch your vote from the party you usually support?'

[All Respondents]

Age / Gender

	%	Total	18-34	35-44	45-54	55-64	65+	Male	Female
Sample		882	56	82	165	251	328	392	490
Defeat the Liberals		15	21	7	15	12	18	17	13
Keep the PCs out of power		25	21	35	29	20	19	22	28
Keep the NDP out of power		2	1	1	2	3	4	1	3
Promote a platform of low taxes and deficit reduction		18	13	16	22	26	19	23	14
Promote a platform of spending on infrastructure		5	1	4	8	6	7	5	4
Promote a platform of ethics and transparency in government		20	24	12	15	23	24	21	19
Something else		15	18	24	9	9	9	11	19

Region

	%	Total	E. Ont	416	905	GTA	SW. Ont	N. Ont
Sample		882	115	154	302	456	196	115
Defeat the Liberals		15	16	13	17	15	12	17
Keep the PCs out of power		25	29	27	21	24	29	19
Keep the NDP out of power		2	2	2	4	3	1	1
Promote a platform of low taxes and deficit reduction		18	18	12	22	17	22	18
Promote a platform of spending on infrastructure		5	2	10	5	7	2	3
Promote a platform of ethics and transparency in government		20	14	18	20	19	20	29
Something else		15	18	19	11	14	14	14

MEDIA INQUIRIES:

Lorne Bozinoff, President
 lbozinoff@forumresearch.com
 416.960.9603

TORONTO

May 28th, 2014

180 Bloor Street W., #1400
 Toronto, ON M5S 2V6
 T 416.960.9600
 F 416.960.9602

NEWS RELEASE



FORUM RESEARCH INC.

MEDIA INQUIRIES:

Lorne Bozinoff, President
 lbozinoff@forumresearch.com
 416.960.9603

TORONTO

May 28th, 2014

Household Income

%	Total	<\$20K	\$20-\$40K	\$40-\$60K	\$60-\$80K	\$80-\$100K	\$100-\$250K
Sample	882	66	126	138	96	108	179
Defeat the Liberals	15	24	11	10	30	9	12
Keep the PCs out of power	25	13	12	26	22	36	36
Keep the NDP out of power	2	9	6	1	1	2	2
Promote a platform of low taxes and deficit reduction	18	23	17	13	10	14	21
Promote a platform of spending on infrastructure	5	4	5	3	5	7	4
Promote a platform of ethics and transparency in government	20	10	21	28	25	22	15
Something else	15	17	29	19	8	9	10

Provincial Party Preference

%	Total	Progressive Conservative	Liberal	NDP	Green	Other
Sample	882	313	301	154	55	13
Defeat the Liberals	15	37	2	11	1	0
Keep the PCs out of power	25	0	49	37	19	22
Keep the NDP out of power	2	2	3	2	1	0
Promote a platform of low taxes and deficit reduction	18	34	9	12	17	5
Promote a platform of spending on infrastructure	5	3	8	7	2	4
Promote a platform of ethics and transparency in government	20	18	19	17	40	39
Something else	15	6	11	14	20	30

180 Bloor Street W., #1400
 Toronto, ON M5S 2V6
 T 416.960.9600
 F 416.960.9602

NEWS RELEASE



FORUM RESEARCH INC.

MEDIA INQUIRIES:

Lorne Bozinoff, President
 lbozinoff@forumresearch.com
 416.960.9603

TORONTO
May 28th, 2014

Have Children / Mothers / Union

%	Total	Yes	No	Moms	Union Member	Union Member in Household	Non-Union Member
Sample	882	169	713	92	191	152	539
Defeat the Liberals	15	16	15	13	8	11	19
Keep the PCs out of power	25	26	25	33	49	22	18
Keep the NDP out of power	2	3	2	4	1	2	3
Promote a platform of low taxes and deficit reduction	18	19	18	9	10	19	21
Promote a platform of spending on infrastructure	5	5	5	7	5	5	5
Promote a platform of ethics and transparency in government	20	16	22	9	15	28	18
Something else	15	17	14	25	12	15	16

Education

%	Total	Secondary school or less	Some college or university	Completed college or university	Post graduate studies
Sample	882	180	224	301	177
Defeat the Liberals	15	30	19	9	12
Keep the PCs out of power	25	8	22	29	34
Keep the NDP out of power	2	3	2	2	2
Promote a platform of low taxes and deficit reduction	18	18	16	23	12
Promote a platform of spending on infrastructure	5	4	2	6	6
Promote a platform of ethics and transparency in government	20	22	18	19	21
Something else	15	16	22	12	11

180 Bloor Street W., #1400
 Toronto, ON M5S 2V6
 T 416.960.9600
 F 416.960.9602

NEWS RELEASE



FORUM RESEARCH INC.

MEDIA INQUIRIES:

Lorne Bozinoff, President
 lbozinoff@forumresearch.com
 416.960.9603

Approval of Candidates / Best Premier for ON

%	Total	Approve of Wynne	Approve of Hudak	Approve of Horwath	Wynne is Best	Hudak is Best	Horwath is Best	None
Sample	882	323	257	280	305	257	138	135
Defeat the Liberals	15	2	33	13	2	35	11	13
Keep the PCs out of power	25	52	3	33	51	1	39	11
Keep the NDP out of power	2	3	2	2	2	2	2	1
Promote a platform of low taxes and deficit reduction	18	8	33	19	8	34	13	16
Promote a platform of spending on infrastructure	5	7	2	4	7	2	5	5
Promote a platform of ethics and transparency in government	20	18	15	19	18	17	18	30
Something else	15	11	13	11	11	8	12	24

TORONTO
May 28th, 2014

180 Bloor Street W., #1400
 Toronto, ON M5S 2V6
 T 416.960.9600
 F 416.960.9602

NEWS RELEASE



FORUM RESEARCH INC.

MEDIA INQUIRIES:

Lorne Bozinoff, President
 lbozinoff@forumresearch.com
 416.960.9603

TORONTO
May 28th, 2014

Quality Valued in Candidates

‘Which one quality in a candidate do you value above all others’

[All Respondents]

Age / Gender

%	Total	18-34	35-44	45-54	55-64	65+	Male	Female
Sample	882	56	82	165	251	328	392	490
Honesty	42	42	33	44	43	48	40	44
Competence	34	31	51	32	29	24	38	30
Loyalty to the party	1	1	0	1	1	2	0	2
Down-to-earth	3	1	2	4	4	4	2	3
Independent thinker	5	3	8	7	5	6	5	6
Loyalty to constituents	11	14	5	8	15	14	10	12
Is or will be in cabinet	2	4	0	3	2	1	3	1
Friendly and likeable	2	4	2	1	1	1	1	3

Region

%	Total	E. Ont	416	905	GTA	SW. Ont	N. Ont
Sample	882	115	154	302	456	196	115
Honesty	42	37	32	46	40	46	48
Competence	34	31	46	29	36	31	33
Loyalty to the party	1	1	1	2	1	1	0
Down-to-earth	3	2	2	1	2	5	3
Independent thinker	5	7	7	4	5	4	6
Loyalty to constituents	11	12	7	15	12	10	8
Is or will be in cabinet	2	1	4	0	2	2	2
Friendly and likeable	2	8	1	2	2	0	0

180 Bloor Street W., #1400
 Toronto, ON M5S 2V6
 T 416.960.9600
 F 416.960.9602

NEWS RELEASE



FORUM RESEARCH INC.

MEDIA INQUIRIES:

Lorne Bozinoff, President
 lbozinoff@forumresearch.com
 416.960.9603

Household Income

%	Total	<\$20K	\$20-\$40K	\$40-\$60K	\$60-\$80K	\$80-\$100K	\$100-\$250K
Sample	882	66	126	138	96	108	179
Honesty	42	50	50	35	34	44	38
Competence	34	11	23	32	40	38	47
Loyalty to the party	1	0	1	3	0	2	0
Down-to-earth	3	5	5	2	0	3	2
Independent thinker	5	12	5	6	6	4	4
Loyalty to constituents	11	21	12	10	19	4	5
Is or will be in cabinet	2	0	1	5	1	4	1
Friendly and likeable	2	2	2	7	0	1	2

TORONTO


May 28th, 2014

Provincial Party Preference

%	Total	Conservative	Liberal	NDP	Green	Another Party
Sample	882	313	301	154	55	13
Honesty	42	47	31	54	44	56
Competence	34	27	46	22	32	9
Loyalty to the party	1	1	1	1	4	0
Down-to-earth	3	2	3	4	1	17
Independent thinker	5	3	6	7	6	11
Loyalty to constituents	11	16	6	12	12	8
Is or will be in cabinet	2	3	3	0	0	0
Friendly and likeable	2	0	5	0	1	0

180 Bloor Street W., #1400
 Toronto, ON M5S 2V6
 T 416.960.9600
 F 416.960.9602

NEWS RELEASE



FORUM RESEARCH INC.

MEDIA INQUIRIES:

Lorne Bozinoff, President
 lbozinoff@forumresearch.com
 416.960.9603

TORONTO
May 28th, 2014

Children / Mothers / Union Members

%	Total	Yes	No	Moms	Union Member	Union Member in Household	Non-Union Member
Sample	882	169	713	92	191	152	539
Honesty	42	42	42	37	38	40	44
Competence	34	37	32	42	36	44	29
Loyalty to the party	1	1	1	2	2	0	1
Down-to-earth	3	2	3	3	4	2	3
Independent thinker	5	5	6	7	4	5	6
Loyalty to constituents	11	10	11	7	9	8	13
Is or will be in cabinet	2	1	2	1	2	0	3
Friendly and likeable	2	1	2	1	6	1	1

Education

%	Total	Secondary school or less	Some college or university	Completed college or university	Post graduate studies
Sample	882	180	224	301	177
Honesty	42	51	39	45	32
Competence	34	16	35	32	49
Loyalty to the party	1	4	1	1	0
Down-to-earth	3	3	5	2	2
Independent thinker	5	9	4	5	6
Loyalty to constituents	11	15	8	14	6
Is or will be in cabinet	2	1	3	1	2
Friendly and likeable	2	1	6	0	2

180 Bloor Street W., #1400
 Toronto, ON M5S 2V6
 T 416.960.9600
 F 416.960.9602

NEWS RELEASE



MEDIA INQUIRIES:

Lorne Bozinoff, President
lbozinoff@forumresearch.com
416.960.9603

Approval of Candidates / Best Premier for ON

%	Total	Approve of Wynne	Approve of Hudak	Approve of Horwath	Wynne is Best	Hudak is Best	Horwath is Best	None
Sample	882	323	257	280	305	257	138	135
Honesty	42	29	47	46	30	44	49	52
Competence	34	46	28	33	49	26	20	33
Loyalty to the party	1	1	0	1	1	1	1	2
Down-to-earth	3	3	2	1	3	2	1	2
Independent thinker	5	8	6	4	7	5	8	3
Loyalty to constituents	11	6	14	14	6	19	12	7
Is or will be in cabinet	2	2	1	1	1	3	3	1
Friendly and likeable	2	4	1	0	3	0	6	1

For more information:

Lorne Bozinoff, Ph.D.

President

Forum Research Inc.

Tel: (416) 960-9603

Fax: (416) 960-9602

E-mail: lbozinoff@forumresearch.com

TORONTO

May 28th, 2014

180 Bloor Street W., #1400
Toronto, ON M5S 2V6
T 416.960.9600
F 416.960.9602